

SOME IDEAS TO UTILISE ALPHABET ANCHOR CHART FOR NATURE LEARNING

Suitability: For grades I and II

- Letter scavenger hunt: call out a random letter and make students find any words related to nature that start with that letter. This activity can also be done as homework or during an outdoor session. Keep it open (in terms of language used or things collected) and creative by asking them to go beyond the usual words- for example, anything for L except Lion.
- Alphabet movement activities: use alphabets for movements, for example, U for Unz - children can walk like geese - ask them how a goose walks and then walk like a goose with them. It could be a walk with small steps swaying from side to side. The teacher and students can together come up with movements to describe the image associated with each alphabet. Use your creativity and knowledge of nature to make this activity exciting.



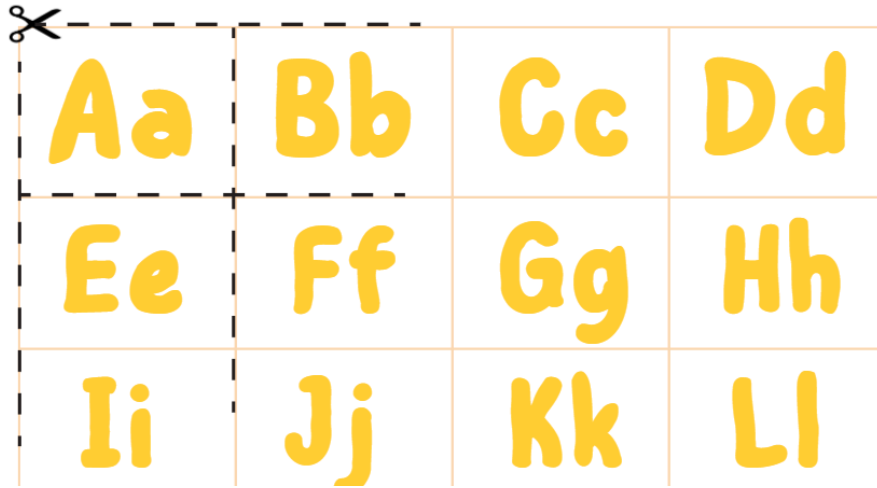
Suitability: For grades I and II if done by a teacher. For higher grades if done by students with help from the teacher

- Make a rhyme for each alphabet about the picture it depicts. For example, "A is for Aer, A is for Aer, fruits are the best, in summer, spring, or winter!" or "B is for Bombur, B is for Bombur, do you know what it loves? Flowers that are beautiful!"
Can you think of more such rhymes for each letter and picture combination? A worksheet can be created for this as follows-

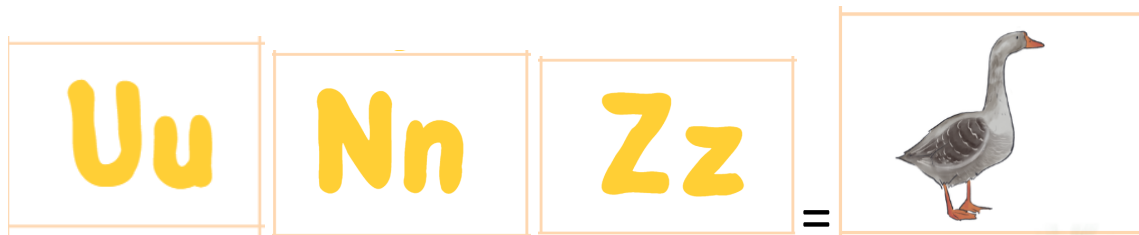
A is for _____	B is for _____	C is for _____	D is for _____
_____	_____	_____	_____
_____	_____	_____	_____
_____	_____	_____	_____
_____	_____	_____	_____

Suitability: For III onward

Print alphabet and associated picture cutout sheets to make tiles. The cutout sheets are provided with the chart. They both can be mixed (jumbled). The image has to be matched with the alphabet.



- The alphabet tiles can be used for various other activities. For example, the alphabet tiles can be used to form five nature-related words. The person who makes the maximum number of words within one minute wins.



Suitability: Grades II to V

- The worksheet with outlines of pictures and alphabets can be used for colouring. Alternatively, students can also draw words associated with each picture on their own and share their paintings with everyone in the class.
- Using finger painting to draw nature-themed words for each letter. Example for Tular (honey-bee in Kashmiri) below-

